



# PaveGuide® Road Markers

## PRODUCT DESCRIPTION:

PaveGuide® Road Markers are specially designed tactile domes designed to highlight and define significant markings on road surfaces, pedestrian crossings, pathways and other traffic ways and in so doing, provide safe guidance to motorists and pedestrians.

CTA's PaveGuide® Road Markers are manufactured from premium quality 316 marine grade stainless steel and able to withstand extreme loads consistent with heavy road traffic use.

PaveGuide® Road Markers conform to the requirements of AS1428 and are also suitable for the guidance of low vision pedestrians. They are bright in colour, provide a highly luminescent contrast against most roadway surfaces and permanently delineate pathways safely and efficiently without the need to continually maintain painted lines. They are suitable for applications consistent with railway, civil pedestrian crossways and other pathways, which are typically bitumen or concrete.

PaveGuide® Road Markers are quick and easy to install by anyone capable of operating a power tool. They are quick and easy to place and require very little down-time.

## DIMENSIONS:

PaveGuide® Road Markers have:

- a major diameter of 100mm,
- a protrusion height of 10mm (other thicknesses available on application)
- a domed top surface to ensure safety
- a 40mm long x 16mm diameter fixing spigot, for maximum strength.

## APPLICATION:

PaveGuide® Road Markers are typically installed at 300mm centers at pedestrian crossings or to delineate car parking bays or at 100mm centers to highlight road markings such as directional arrows and other roadway markings. They are easily applied with a hand drill, a simple template and 2 part epoxy adhesive.

## FEATURES:

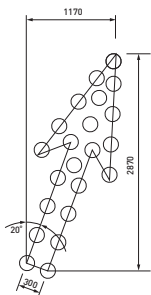
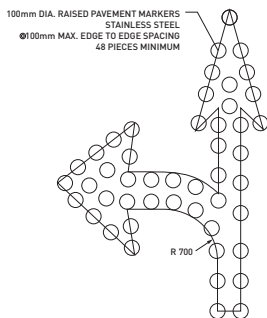
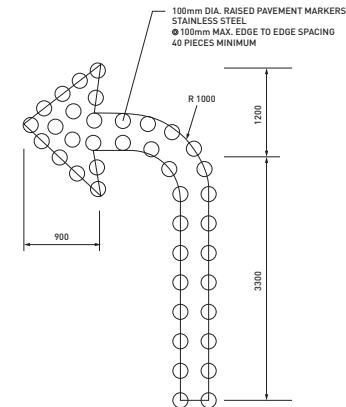
1. R11 anti-slip rated in Accordance with the Australian Standards AS4586
2. Provides a permanent solution without the need to maintain painted surfaces
3. Manufactured from 316 marine grade stainless steel to ensure long lasting maintenance free performance
4. Resistant to heavy traffic abuse
5. Aesthetically pleasing without concealing the substrate or compromising on safety
6. Eliminate the need for painted demarcating lines between parking bays
7. Suitable for bitumen, concrete and most other paved surfaces
8. Low Maintenance self cleaning
9. Simple process for DIY applications
10. High chemical and weathering resistance, will not rust
11. Excellent Low/High temperature performance
12. Extremely hardwearing and durable.

## WARRANTY:

CTA Australia Pty Ltd provides a 10 year manufacturer's warranty, in accordance with our published warranty statement.

## COMPLIES WITH:

1. AS/NZS 1428.4 Tactile guidance for the vision Impaired
2. 4586:1999 Slip resistance classification for new pedestrian surface materials.



**PaveGuide® Road Markers can be installed at 100mm centers to highlight directional arrows.**

[www.cobbletac.com](http://www.cobbletac.com)



**MELBOURNE** 5 Mareno Rd, Tullamarine VIC 3043 **P** 1300 282 282 **F** +61 3 9334 2621  
**SYDNEY** Unit 23, 43-51 College St Gladesville NSW 2111 **P** 1300 282 679 **F** 1300 282 329  
**QUEENSLAND** Unit 4, 10 Dual Ave Warana QLD 4575 **P** 1300 282 753 **F** 1300 282 329